

Evangelism Tips

Practical Pointers for Personal Workers




Douglas Hammett

www.PurposedCoachingBlog.com

PRACTICAL POINTERS FOR PERSONAL WORKERS

SEVEN PRINCIPLES

- Contact others socially
- Establish a common interest
- Arouse their interest
- Don't go too far
- Don't condemn
- Stick with the main issue
- Confront directly. Ask them to receive Christ.



DEALING WITH FEAR

- I. Recognize it
- II. Understand it
 - A. Unknown creates apprehension
 - B. Unpreparedness creates apprehension



III. Accept it

- A. Can cause humility and dependence on God
First Corinthians 1:26-29, Second Corinthians 12:9
- B. Keeps from being glib and professional in approach
- C. Can help create a sympathetic hearing

IV. Combat it. Remember:

- A. You are going as the Lord directs. Matthew 28:19
- B. You are not going alone. Matthew 28:20
- C. You are going to do the greatest thing one person can do for another.
- D. You will never witness to anyone that God doesn't love.
- E. You will never witness to anyone that doesn't need God's offer.
- F. You will never witness to anyone God has not dealt with.
- G. You can't fail if you are faithful.
- H. Leave the results with God. First Corinthians 3:5-8, John 4:35-38
 - Offer help
 - Leave material
 - Return for sharing session



DO'S AND DON'TS

- Do use a Bible.
- Do stay on the subject.
- Do be simple.
- Do let the Holy Spirit lead in pressing for a decision.
- Do be tactful.
- Do be clean and neat.
- Don't have a holier-than-thou attitude.
- Don't argue.
- Don't preach a sermon.
- Don't stutter and stammer.



PREPARATION POINTERS

- Pray for fullness and leadership
- Obey the Spirit's promptings. (D. L. Moody)

- Know your prospect.
- Be soul-conscious
- Go in faith—Psalms 126:5-6
- Be aggressive.
- Deal with the person alone.
- Go two by two, but one should be the designated spokesman.
- Carry a New Testament and some tracts.



THE APPROACH

A. FORM Approach

F-amily

O-ccupation

R-eligion

M-essage

B. Indirect Question

“I was wondering what your opinion was on how a person can get to heaven?”

C. Tract Approach

- I have something really good to read that I would like to give you... (pause)

- It just tells you how to go to heaven.
- Let me ask you this. Are you 100% sure you are going to heaven?
- Explain tract.

D. Your Testimony

1. **Effective—gives your first-hand experience with God.**
2. **Unique**
3. **Catches and holds attention**
4. **Difficult to refute**
5. **Helps listener to identify**
6. **Pointers on giving your testimony:**
 - Seek leadership of the Holy Spirit.
 - Keep it short—3 minutes is best.
 - Keep to the point
 - Give adequate details
 - Bring testimony up-to-date
 - Use understandable language
 - Avoid bragging and negative remarks
 - Ask yourself, “If I heard this, what would it mean to me?”
7. **Things to include in your testimony:**
 - What caused you to be interested in salvation?
 - What were the circumstances surrounding it?
 - Be sure to stress the salvation experience.
 - Tell of your sureness of heaven.
 - Tell of recent working of God in your life and how He has changed your life.
8. **Witness by using your testimony:**
 - Give testimony. Say, “I would like to share something with you that has changed my life.”



- After giving testimony ask, "Has anything like this ever happened to you?"
- Then ask, "If I could show you how a person could know for sure they are going to heaven when they die, would you like to know?"
- Explain plan of salvation.

E. Transition Sets of Questions

1. Set One:

- Do you ever have any interest in spiritual things?
- Have you ever considered becoming a born-again Christian?
- If someone asked you what must you do to become a born-again Christian, what would you tell them?
- Keep question in the third person.
- If they answer wrong, agree this is what a Christian does but rephrase, "What are you to do to become?"



2. Set Two:

- Do you believe in God or a Supreme Being?
- Do you believe that one day we must give an account to God for our actions?
- If it were today, would you be ready?
- Do you know what the Bible says about how to be ready?

3. Set Three:

- If you arrived at Heaven's gate and God asked you, "Why should I let you in?" what would you say?
- Do you know what the Bible says about how to gain an entrance into heaven?

REACHING SOCIAL CONTACTS

People wear many masks for different occasions. When they find out you are a Christian, they usually will put on their religious mask. Therefore, identify yourself early because:

- A religious mask is the easiest to penetrate.
- They won't embarrass themselves.
- They will then seek you out or avoid you.

EVANGELISM: HOW TO UNLOCK YOUR WITNESS

Discover . . .

- 3 Brakes that Silence Your Witness
- 3 Mistakes that Sour Your Witness
- 3 Places to Find Prospects

Go here for a free audio message:
<http://purposedcoachingblog.com/evangelism/>

Salvation Bible Basics

A Great Resource

At my first church I 'led' over 90 people to Christ at the door. . .

NONE of them came to church and I knew something was wrong. I was a young preacher in the early 70's and was excited to 'lead people to Christ' at the door. But when no one came to church that first year from my efforts, I knew something was not right. That was when I went back to the Bible and started my search for a 'best method' of dealing with people.

Over the coming years I began to refine my approach and realize that most people needed more than just a 3-minute presentation of a few Bible verses and a quick prayer. 27 years ago I came across a Bible study approach that was written out in systematic fashion. I modified it to deal Biblically with the subjects and found the effect of teaching the Bible systematically bore lasting fruit.

It was then I began to put together my own study that would lay out the gospel in a 4 week time frame. The result was that 25 years ago I produced **Salvation Bible Basics**. The rest is history as they say. :)

Over the first few years I diligently taught the method of using this study to the church family at Lehigh Valley Baptist Church in Emmaus, PA. Getting folks on board to teach the lessons to the unsaved was a task all in itself. But in time, the system of using this study became ingrained in our church culture. Most of the adults in the church are equipped to teach the lessons, and I would estimate at least ½ of the church members have taught the lessons to at least one person over the years.

This method of presenting the gospel has proven itself to be a strong approach and blessed of God. Instead of 90 professions and 0 follow-throughs, I have found that most of those that went all the way through the study would make a profession of Christ, and of those that made a profession, 90% would follow through in baptism. And even more encouraging, 80% of those that followed in baptism would still be active in church a year later.


Now I am **NOT** arguing that **MY** material has done this! I am however strongly suggesting that a clear, ordered presentation of the gospel over a period of weeks does have more benefit than a quick presentation at the door. There are other ways to present the gospel than **Salvation Bible Basics**, but I have found it to be a good basic formula to train others in the all-important business of soul winning.

Salvation Bible Basics is now available in digital format:

<http://bit.ly/SalvationBibleBasics>

What you get....

- *A book that has 4 lessons designed to be taught over 4 weeks in 1 hour increments. (You need ONE book for the teacher, none needed for the student)*
- *Lessons that are fully written out so you have the complete explanation.*
- *Outlines of the lesson so you can take it with you to teach and then leave the outline behind for the person you are studying with. (I have often found the person studying will read the verses again before the next study)*
- *Handout drawing that is kept by the student from week to week, giving a graphical overview of what they have learned from God's Word.*



You can get a copy of this book at:
<http://bit.ly/SalvationBibleBasics>

Scripture Diagram Graphics: Another Great Resource

This is how the idea was born...

The whole idea of the line, the circle and the dot started while I was visiting my son in South Africa.


How can we communicate the gospel to people that use English, but it is not their first language and often they do not understand what we say to them, even though they say they understand.

So this all started in Africa, but soon moved back to the US and beyond. I have now used this method in several countries and with a number of people from doctors and lawyers to people in the beginning stages of Alzheimer's.

The idea was to put together a way to **SIMPLY** doodle Bible passages that would help communicate the truth in a memorable way.

Scripture Diagram Graphics was the end result.

The book is diagrams that are patterned after the *Salvation Bible Basics* book, but everything is in simple diagram style.



I wanted this to be easily learned and adapted. If you can draw a line, a circle and a dot, YOU can do this.

I have since witnessed Americans who have learned it easily **AND** Africans that have watched a diagram ONE time and then gone and taught it to others. That reproducible quality has shown me that this tool is indeed something that is able to help get people out of the column of agreeing they **SHOULD** witness into the column of **ACTIVELY WITNESSING**.

The fact is that the first diagram I developed was taught in a 15 minute session to an African man who turned around and taught it immediately to another African without any help from me. It **IS** reproducible!

After I saw the value in this I went back to Lehigh Valley and several of our members helped in the developing of simple diagrams for each of the passages. This book is a joint project that was made much better by many hands and minds.

If you do not have a copy of this book, we are just now making it available as a PDF download.

This book cannot be made into a Kindle product due to the diagrams, but I think you will agree, it is simple and if I can draw these...I guarantee that you can also.

You can check this book out at:
<http://bit.ly/ScripDiagramGraphics>